









| LEGEND | | |
|---|------------------------------|----------------------|
|  | 5 /15 AMP SOCKET WITH SWITCH | near geysers/2200 MM |
|  | 15 AMP SWITCH | 1200 mm |
|  | 5 /15 AMP SOCKET WITH SWITCH | 1200 mm |
|  | 5 AMP SOCKET WITH SWITCH | |
|  | 5 AMP TWO WAY SWITCH | 1200 mm |
|  | 5 AMP ONE WAY SWITCH | 1200 mm |
|  | LIGHT POINT/ WALL BRACKET | 2500 MM |
|  | CEILING LIGHT | |
|  | EXHAUST FAN | ABOVE VENTILATOR |
|  | MIRROR LIGHT (6'-6") | 1950 MM |
|  | WALL MOUNTED FAN | 2500 MM |
|  | CEILING FAN | |
|  | switch board | 900 mm |
|  | switch board | 450 mm |
|  | 5 /15 AMP SOCKET WITH SWITCH | 2500 mm |
|  | AC | 2500 MM |
|  | switch board | 1050 mm |
|  | CALL BELL | 2500 MM |
|  | CALL BELL SWITCH | 1200 MM |



Email: info@gharplanner.com
Contact: +91-9873357239, 9650121782
Office: 401, Plot No-22, Pooja Complex,
 Veershaverkar Block, Laxmi Nagar-110092
 New Delhi

| S. NO. | DESCRIPTION |
|--------|---|
| 1- | DRAWING AND DIMENSIONS ARE ONLY TO BE READ AND NOT SCALED. |
| 2- | UNLESS OTHERWISE MENTIONED, ALL DIMENSIONS ARE GIVEN IN MM |
| 3- | THIS DRAWING SHALL BE READ IN CONJUNCTION WITH RELEVANT ARCHITECTURAL, STRUCTURAL, AND SERVICE DRAWINGS, IN PARTICULAR DRG. NO..... |
| 4- | ANY REPRESENTATION OR PUBLICATION PRIOR INFORMATION SHALL BE SUBJECT TO THE VIOLATION OF COPYRIGHT ACT. PRIOR INFORMATION SHALL BE SUBJECT TO THE VIOLATION OF COPYRIGHT ACT. |
| 5- | ANY DISCREPANCY BETWEEN THE ARCHITECTURAL/STRUCTURAL OR SERVICES DRAWINGS MUST BE BROUGHT TO THE ATTENTION OF THE EDC. |
| 6- | THIS DRG. IS PROPERTY OF THE EDC. |

PROJECT:-

OWNER'S NAME

DATE :

DRAWN BY :

CHECKED BY :

SHEET TITLE:-

ELECTRICAL LEGEND

SHEET NO.:-

